S4S NORDIC Self-Storage System

Swing Doors



1 PRODUCT DESCRIPTION

Swing doors are designed to provide secure, convenient and reliable access to individual storage units within indoor self-storage facilities. Manufactured from high-quality galvanized steel with a durable SSAB GreenCoat® Pural BT coating, the doors combine robust construction, excellent corrosion and scratch resistance, and smooth everyday operation. Designed for seamless integration with S4S NORDIC modular wall systems, they provide a long-lasting solution for modern self-storage facilities.



Product Type	Manually operated steel swing door
Application	Indoor self-storage facilities
Material	Pre-finished galvanized steel
Height	2100 mm; 2300 mm
Width	750; 1000; 1200; 1500; 2000 mm
Colour	See colour panel
Colour Type	Full colour / Bi-colour
Door Type	Single / Double; Flat / Recessed

STANDARD COLOUR RANGE

AZTEC YELLOW RAL 1018	**TANGERINE ORANGE** RAL 2000	**PURE ORANGE** RAL 2004	**POPPY RED** RAL 3020	**PATRIOT RED** RAL 3000	**LINDEN GREEN** RAL 6018	**OCEAN BLUE** RAL 5021	**SOLENT BLUE** RAL 5015
ULTRAMARINE BLUE RAL 5002	**TELEMAGENTA** RAL 4010	**WHITE** RAL 9016	**WHITE ALUMINIUM** RAL 9006	**AGATE GREY** RAL 7038	**STONE GREY** RAL 7030	**MOUNTAIN GREY** RAL 7016	**NORDIC NIGHT BLACK** RAL 9005

RAL Colours Code shown in this document are indicative.

2 TECHNICAL INFORMATION

STEEL THICKNESS	STEEL REACTION TO FIRE	SCRATCH RESISTANCE	CORROSION RESISTANCE
0.6 mm	**A1 - S1,d0**	**40 N**	**RC5+**
steel sheet	EN 13501-1	EN 13523-12	EN 10169



Single Flat Full Color



Single Recessed Full Color



Double Recessed Full Color

3 TECHNICAL SPECIFICATIONS

Steel Manufacturer	Provided upon request
Steel Product	GreenCoat® Pural BT
Steel Substrate	Hot-dip galvanized steel
Steel Grade	Structural HRC steel
Steel Thickness	0.6 mm
Surface Treatment	GreenCoat® Pural BT protective coating
Surface Finish	Satin — smooth finish, easy to clean
Gloss Level	20 %
Coating Thickness	60 µm nominal (primer + topcoat)
Coating Mass	Z275 g/m²
Reaction to Fire	Class A1-S1,d0 — EN 13501-1 (specified coated steel)
Corrosion Resistance	RC5+ — EN 10169
Scratch Resistance	40 N — EN 13523-12
UV Resistance	RUV4–5
Stain Resistance	Very good
Max. Operating Temperature	100°C (coated steel material)
Min. Inner Bending Radius	1 × steel sheet thickness
Lowest Forming Temperature	−15°C
Reverse Side Coating	Two-layer grey coating, 12 µm nominal
Opening Direction	Left-hand or right-hand, inward opening
Dimensions Opening	Height 2130 / 2330 mm
Lock Fittings	Adjusted for standard latches / e-locks
Environmental Conditions	Indoor self-storage facilities
System Compatibility	S4S NORDIC partition and corridor wall systems

4 SPARE PARTS & REPLACEMENT

PROPERTY	SPECIFICATION
Door	Replace with matching door dimensions, colour and configuration
Door Frame	Replace with compatible S4S NORDIC frame
Hinges	Zinc-coated steel hinges. Use matching zinc-coated steel replacement hinges
Mechanical Lock	Chateau C-ARL-F-CH, Chateau C-486B-BK-SGL Latch Bezel with key
Electronic Lock	Follow the lock manufacturer’s instructions, where fitted
Fastener	Aluminium rivets, 4 × 8 mm
Fitting	Dead Bolt

5 OPERATION & MAINTENANCE

INSPECTION AFTER INSTALLATION

- Remove metal shavings, leftover fixings, protective films and other installation debris.
- Check that the door leaf moves freely, closes correctly and that hinges and locks are securely fitted.
- Repair any coating damage promptly using manufacturer-recommended touch-up paint and the specified repair procedure.

REGULAR INSPECTION

- Check hinges, screws, locks and other fittings for wear, damage or loosening. Tighten loose fixings and replace damaged parts with components of equivalent specification and strength.
- Check that the door opens and closes smoothly, without misalignment or unusual noise.
- Lubricate hinges and mechanical locks at least once a year using a suitable lubricant approved by the component manufacturer. Follow separate supplier instructions for electronic locks.
- Inspect the coated steel surface, particularly edges, corners and areas around fixings, for peeling, blistering, cracking or discolouration.
- Where coating repairs are required, use manufacturer-recommended paint compatible with the original coating and follow the specified repair procedure.

ROUTINE CLEANING

- Soft cloth or microfibre with a mild, neutral detergent (pH 6–8) diluted in warm water.
- Water-based cleaning products only; avoid abrasive cleaners and scouring pads.
- Use water-diluted dish soap or ready-to-use window or glass cleaners.
- Clean the whole panel, not only the mark, to avoid local gloss differences.
- Rinse with a cloth soaked in clean water, then dry.

STUBBORN STAINS

- Remove grease, stains and spills within 48 hours.
- Acetone diluted with water, left no longer than 2 minutes, then rinsed and dried.
- Repeat the cycle if the surface is not fully clean.
- Melamine sponge with a mild, non-abrasive cleaner as a last resort — no pressure, whole panel.
- Test any cleaner on a small, concealed area first.

DO NOT USE

Abrasive or aggressive cleaners such as scouring pads, steel wool or sandpaper · products containing hydrogen peroxide · floor cleaners with linseed oil, washing powder, silicone-based furniture and plastic cleaners, bleach, petroleum-based cleaners, turpentine, solvents and thinners, scouring powder, white spirit · strong undiluted acids, alkalis or salts · high-pressure washers · paint removers.

6 DRAWINGS

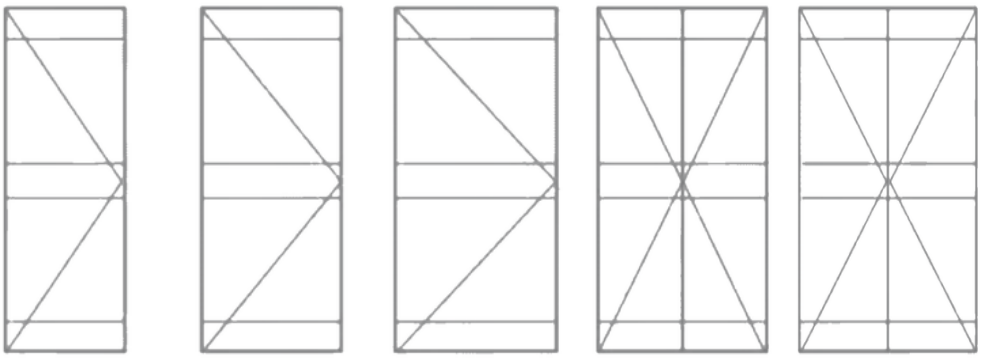

Model	SSD-750	SSD-1000	SSD-1200	SSD-1500	SSD-2000
Configuration	Single swing	Single swing	Single swing	Double swing Double foldable	Double swing
Width mm	750	1000	1200	1500	2000
Height mm	2100 · 2300				